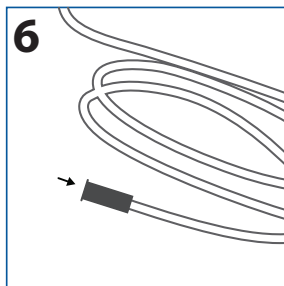
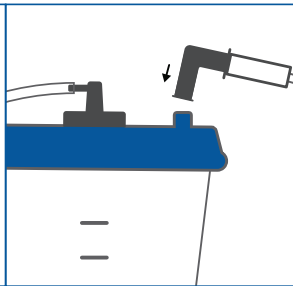
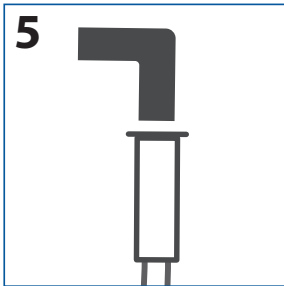
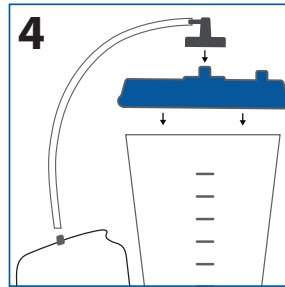
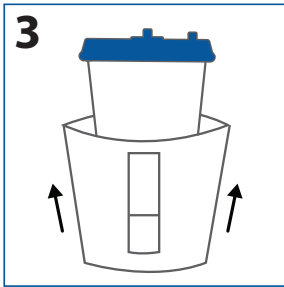
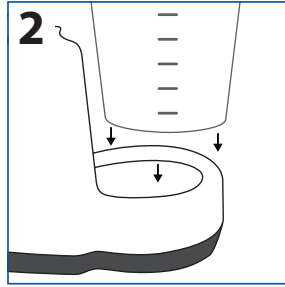
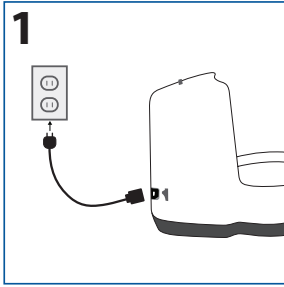


# BD PureWick™ Urine Collection System

## Quick setup guide



1. Plug power cord into device outlet and into the A/C power outlet. Note: Make sure the power switch is turned off.
2. Place collection canister in the base and press down firmly on the lid making sure the lid is sealed.
3. Optional: Slip privacy cover onto the canister prior to placing canister into base.
4. Attach pump tubing to the BD PureWick™ Urine Collection System connector port and the connector port on the collection canister lid.
5. Attach the elbow connector to the collector tubing and connect elbow connector to the connector port on collection canister lid.
6. Connect other end of collector tubing to a BD PureWick™ External Catheter.

# BD PureWick™ Urine Collection System

## Quick setup guide

**Indications:** The PureWick™ Urine Collection System is to be used with the PureWick™ External Catheters which are intended for non-invasive urine output management.

**Contraindications:** Do not use the PureWick™ Urine Collection System with PureWick™ Female External Catheters on individuals with urinary retention.

**Safety and Warnings:** Always unplug PureWick™ Urine Collection System before cleaning or when not in use. Do not immerse the PureWick™ Urine Collection System in water. As with most electrical devices, electrical parts in this system are electrically live even when the power is off. To reduce the risk of electric shock, if the PureWick™ Urine Collection System falls into water, unplug immediately. Do not reach into the water to retrieve it. Contains small parts that may cause choking. Keep out of reach of children. Keep cords and tubing out of the reach of children to avoid the risk of strangulation. Discontinue use if an allergic reaction occurs. Not recommended for users who are experiencing skin irritation or skin breakdown in device contact areas. **WARNING:** This device should not be used in oxygen rich environments or in conjunction with flammable anesthetics. If the PureWick™ Urine Collection System is dropped or tipped over spilling urine, unplug the unit and carefully inspect for loose or damaged parts before resuming use. Contact Customer Service if any damage is observed. The pump tubing connecting the PureWick™ Urine Collection System to the collection canister may experience light condensation inside the tube. This is not unusual and does not affect function. However, if urine or water has streamed into the pump, discontinue use and contact Customer Service. Although the canister can hold up to 2000cc (mL), the urine should be emptied regularly from the collection canister before volume reaches 1800cc (mL). Failure to empty canister before

urine overflow may cause damage to the PureWick™ Urine Collection System and is not covered under the warranty. It is important that the port connections be connected correctly for proper operation of the PureWick™ Urine Collection System. Use of this equipment next to or stacked with other equipment should be avoided because it could result in improper operation. If such use is necessary, this equipment and the other equipment should be observed to verify that they are operating normally. Portable radio frequency (RF) communications equipment (including peripherals such as antenna cables and external antennas) should be used no closer than 12 inches (30cm) to any part of the PureWick™ Urine Collection System, including cables specified by the manufacturer. Otherwise, degradation of the performance of this equipment could result. Use only PureWick™ Urine Collection System accessories with this device. Incompatible parts or accessories can result in degraded performance and will void the warranty. Do not use accessories past expiration date indicated on package labeling. Use only the PureWick™ Urine Collection System A/C power cord with the device. Use of an alternate consumer style A/C power adapter or an extension cord may cause damage to device and electrical shock or injury and will void the warranty. Do not place PureWick™ Urine Collection System or its cord across walkways creating a tripping hazard. For PW200: The battery cells used in this device may present a fire or chemical hazard. To minimize the risk of damaging the battery inside the PureWick™ Urine Collection System, do not use the device outside the indicated operating temperature range of 41°F - 104°F (5°C - 40°C). The battery is not intended to be replaced; replacement could result in a hazard. To reduce the risk of electrical shock or injury, do not disassemble this unit. No modification of this equipment is allowed.

Always follow the directions for use.

Available for patients and their carers for educational purposes. Always consult your Healthcare Professional regarding treatment options. The BD PureWick™ Urine Collection System is intended for use only with the BD Purewick™ Female External Catheter.

Becton Dickinson Pty Ltd T/A Bard Australia Pty Ltd. Toll free: 1800 257 232  
Becton Dickinson Limited, New Zealand Toll free: 0508 742 273

[bd.com/anz](http://bd.com/anz)

BD, the BD Logo and PureWick are trademarks of Becton Dickinson and Company or its affiliates.  
© 2024 BD. All rights reserved. BD-96152.

